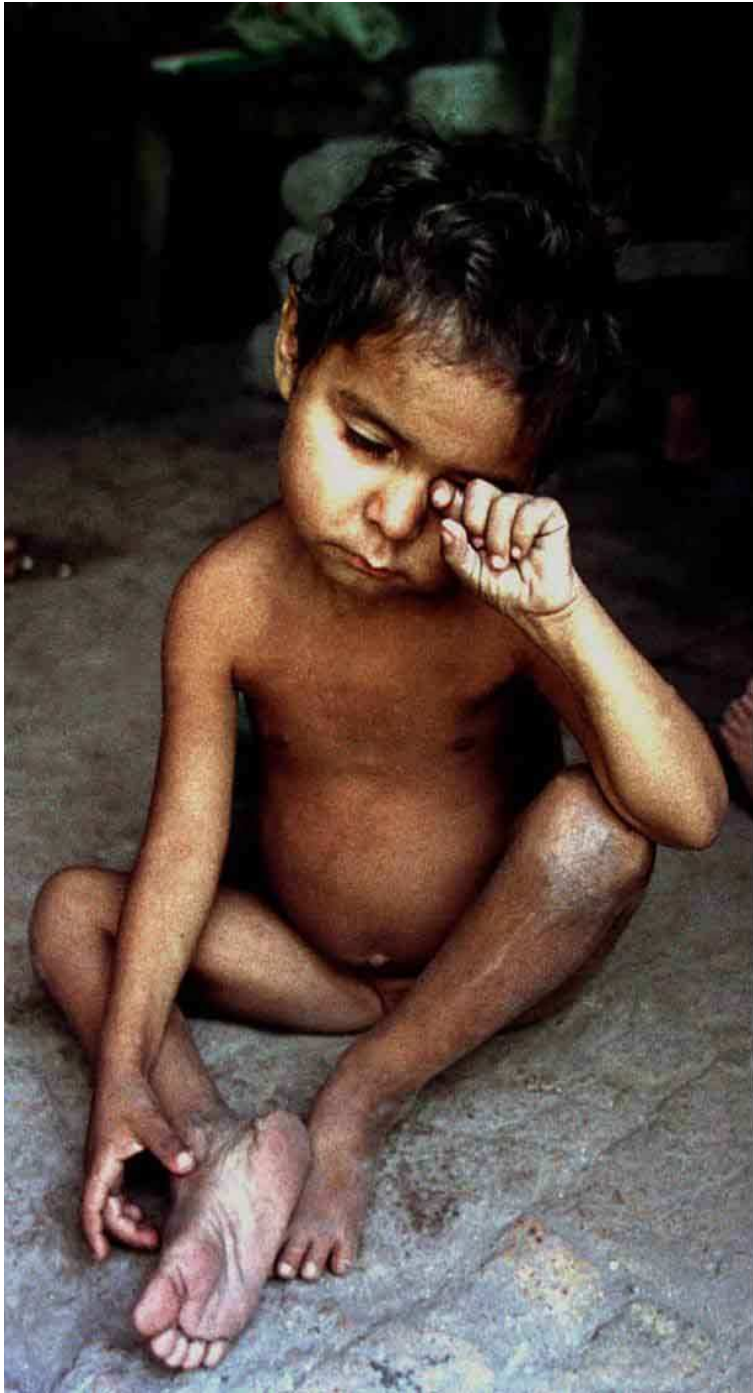


School Feeding Programme

Healthy School Programme
Ministry of Education
UN World Food Programme

HONDURAS 2007

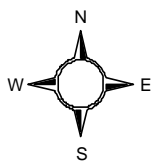




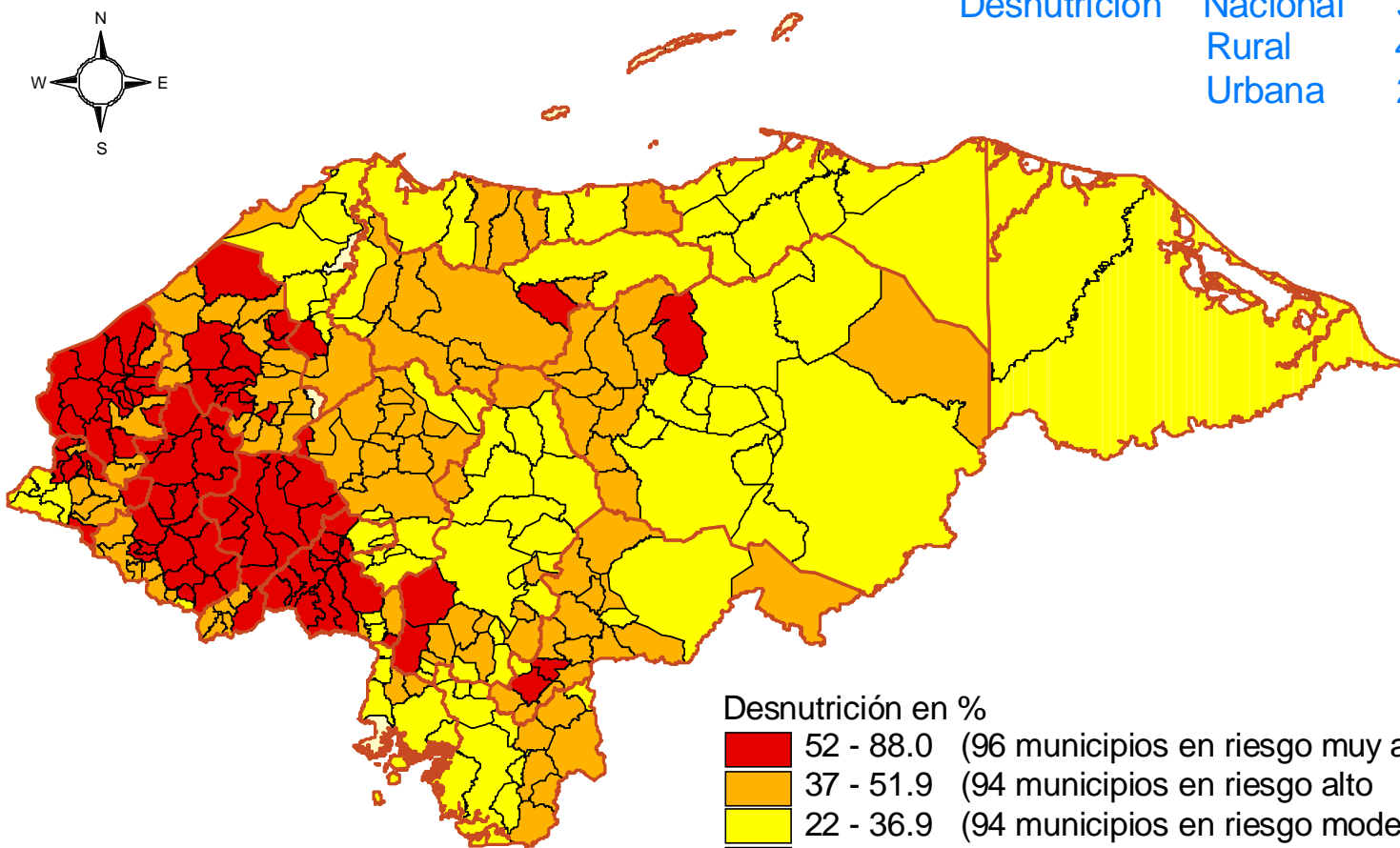
Hunger in Honduras

- Rural Malnutrition = **42%**
Urban Malnutrition = **24%**
- Provinces with higher Malnutrition risk: (+ de 80%): Intibucá, Lempira (+ de 52%): Copán, La Paz, Comayagua, Ocotepeque, Santa Bárbara.
- 33% of children suffer malnutrition and share limited social and economic opportunities that seriously limits their physical, psychosocial and mental development .

*Chronic Malnutrition among 7-9 year old school children
Honduras, PRAF 2001*



Desnutrición Nacional 37%
Rural 42%
Urbana 24%

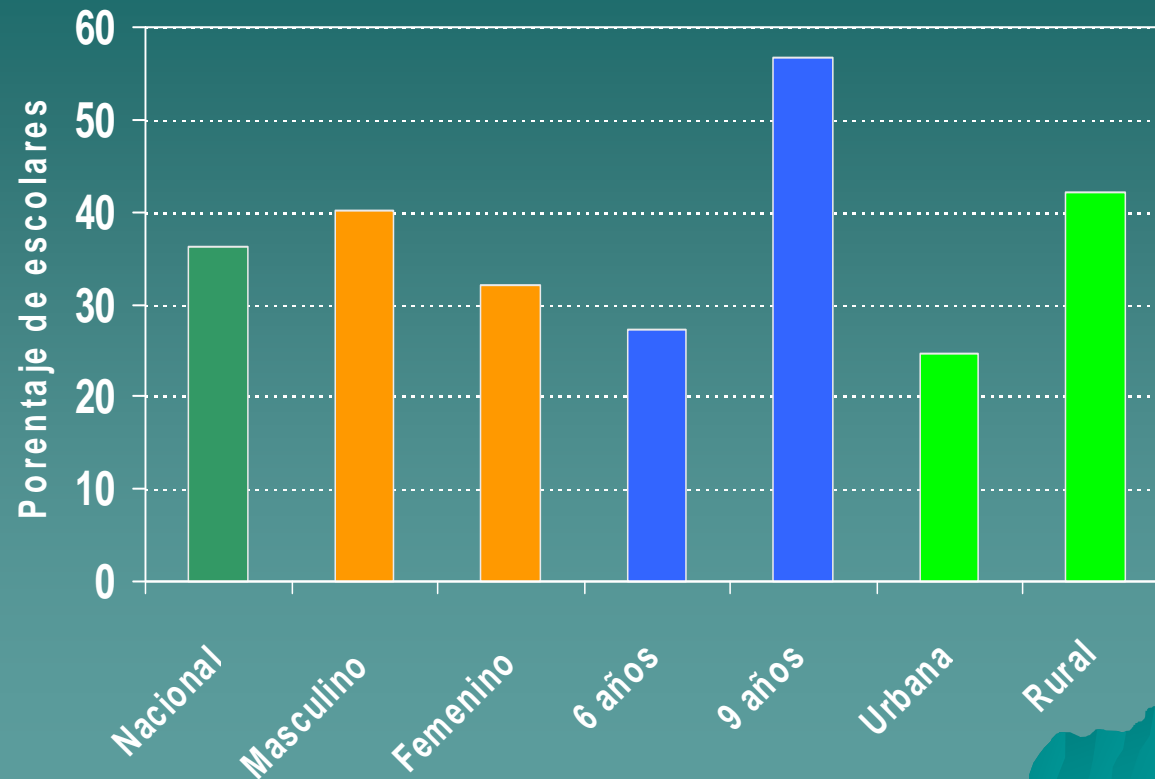


Desnutrición en %

Red	52 - 88.0	(96 municipios en riesgo muy alto)
Orange	37 - 51.9	(94 municipios en riesgo alto)
Yellow	22 - 36.9	(94 municipios en riesgo moderado)
Light Yellow	6 - 21.9	(13 municipios en riesgo bajo)
Red outline		División Departamental

Fuente: VAM/PMA en base a PRAF 2001

Cross-sectional view of Chronic Malnutrition Among 7-9 year old school children. Honduras 2001



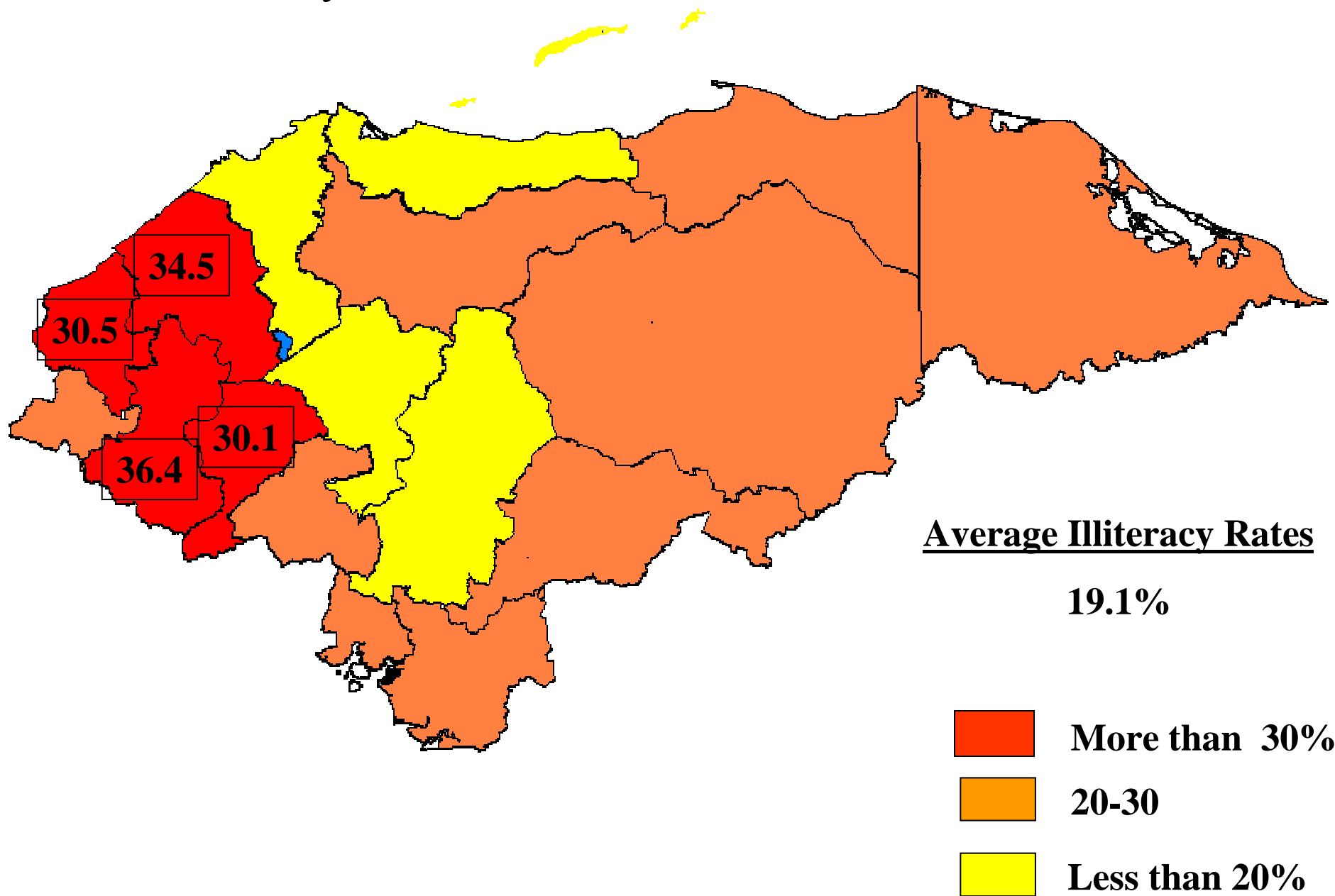
Fuente: PRAF. Octavo Censo de Talla en Niños de Primer Grado. Año 2001.

Education Profile of Honduras

- National illiterate population = 31.3%
- School enrollment: 84% in URBAN areas, 75% in RURAL areas.
- Schooling years = 4.6 national Average, 3.5 in rural areas
- Children not attending school or drop-outs: 130,000
 - 5% drop out by age 10 yr
 - 47% by 15 yr
- Drop-out Reasons:
 - Economic and Labor: 32.1%
 - Low Performance: 16%
 - Do not wish to attend: 15%
- Graduation: primary school: 87.9% girls and only 82.9% boys

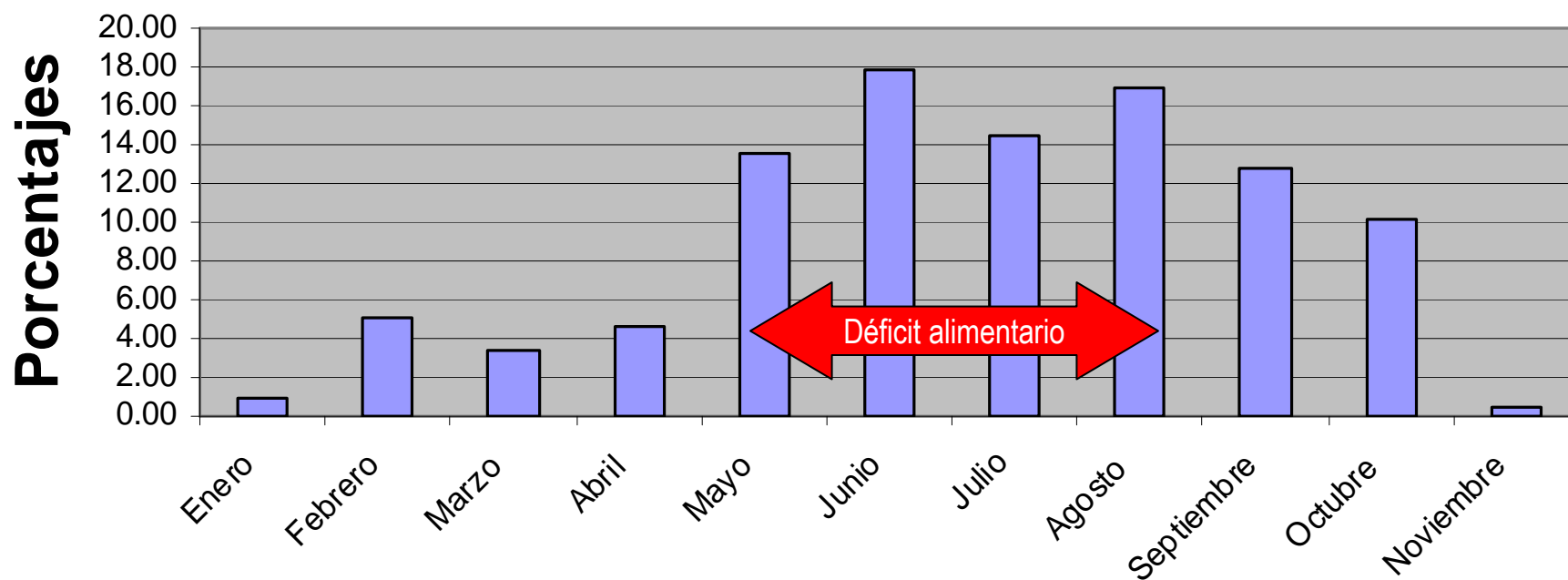
Source: Encuesta Nacional de epidemiología y Salud familiar ENESF 2001

National Illiteracy Rates



Surce: Instituto Nacional de Estadisticas

Month of School Drop-out



Fuente: Estudio Economía Perfiles de Hogares PMA – Honduras 2002



HONDURAS

SCHOOL FEEDING PROGRAMME

SCHOOL FEEDING LAW

(Approved by the Congress in 2006):

- It is mandatory the programme implementation
- Creation of the SF Bill

FUNDAMENTALS

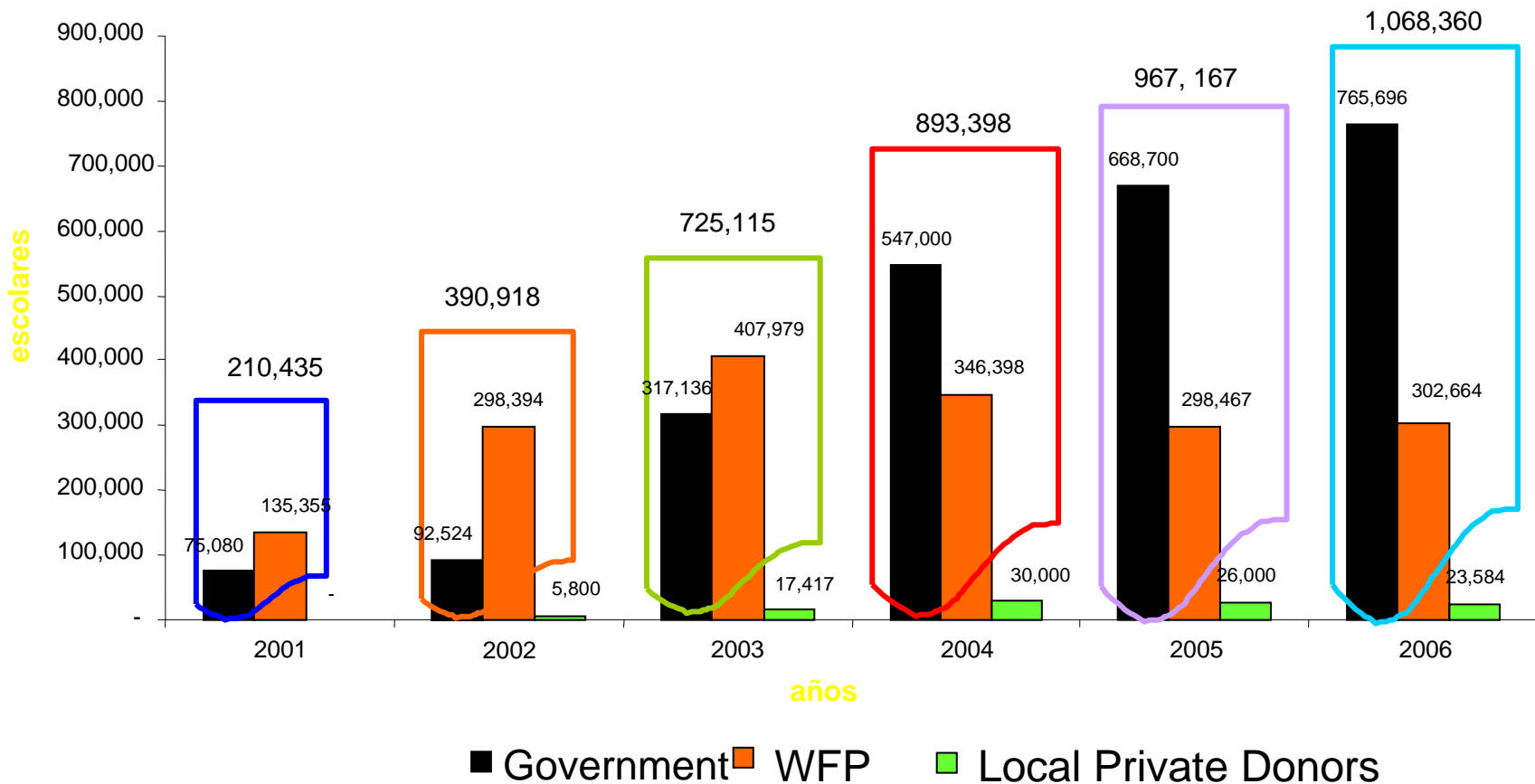
PARTNERSHIP:

- Healthy School Programme
- Ministry of Education
- UN World Food Programme

COMMUNITY PARTICIPATION

- Meals Preparation
- Complementing other resources

HONDURAS SCHOOL FEEDING PROGRAMME FINANCIAL SOURCES



* In 2007: 1,263,260 beneficiaries from 17142 school centers

Fuente: PMA 2006

COMMODITY TYPE AND RATION COMPOSITION

Type of commodity	Ration size/ person/ day (g)	Energy content (kcal)	Protein value (g)
Maize	60	210	6.0
Rice	30	108	2.1
Beans	30	101	6.0
CSB	30	114	5.4
Veg. Oil	10	89	0.0
TOTAL	160	621	19.5

IMPLEMENTATION MECHANISMS

- The Ministry of Education provides the lists of enrollment per school by gender
- WFP prepares the programming according to the nutritional ration, number of days and number of beneficiaries (revised by PES).
- The food is sent to the municipal warehouses (Waybills)
- The Municipal Directors deliver the food to the Directors of the Schools and to the Parents Association (Remission Note).
- The parents receive the food for its preparation (cooking) and give it to the children of the schools, according to the parent's calendar for cooking.
- The Directors of the Education Centers prepare their report (monthly) and send it to the Municipal/District Directors.
- The Municipal Director consolidates the report and sends it to the Departmental Director.
- The Departmental Director consolidates it and sends the report to the UPEG/Statistics Unit of the Ministry of Education
- The Ministry of Education consolidates the information at the national level and sends it to PES and WFP.

CHALLENGES

1. Measuring progress and impact on educational indicators with link to nutritional indicators should be revised on the **M+E system**.
2. There is a need to increase funds to implement the UNICEF/WFP **Essential Package**.
3. **Capacity building** at local level will reinforce the program ownership.
4. **Financial resources** are still needed to increase SF.

The Essential Package

- Basic Education
- Food for Education
- Promotion of Education for girls
- Potable water and sanitation
- Health, nutrition and health education
- Deworming
- Supplement of micronutrients
- HIV- Education
- Psychological support
- Malaria prevention
- School gardens
- Improved kitchen

*Muchas
gracias....*

